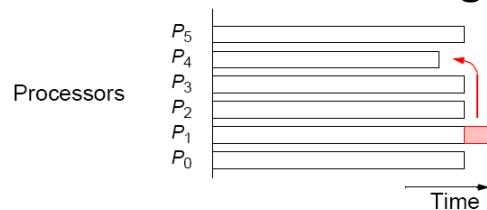


Load Balancing and Termination Detection

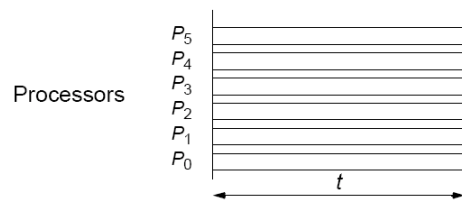
Load balancing – used to distribute computations fairly across processors in order to obtain the highest possible execution speed.

Termination detection – detecting when a computation has been completed. More difficult when the computation is distributed.

Load balancing



(a) Imperfect load balancing leading to increased execution time



(b) Perfect load balancing

Static Load Balancing

Before execution of any process.
Some potential static load balancing techniques:

- *Round robin algorithm* — passes out tasks in sequential order of processes coming back to the first when all processes have been given a task
- *Randomized algorithms* — selects processes at random to take tasks
- *Recursive bisection* — recursively divides the problem into sub-problems of equal computational effort while minimizing message passing
- *Simulated annealing* — an optimization technique
- *Genetic algorithm* — another optimization technique

Several **fundamental flaws** with static load balancing even if a mathematical solution exists:

- Very difficult to estimate accurately execution times of various parts of a program without actually executing the parts.
- **Communication delays that vary under different Circumstances**
- **Some problems have an indeterminate number of steps to reach their solution.**

5

Slides for Parallel Programming Techniques & Applications Using Networked Workstations & Parallel Computers 2nd ed., by B. Wilkinson & M. Allen, © 2004 Pearson Education Inc. All rights reserved.

Dynamic Load Balancing

Vary load during the execution of the processes.

All previous factors taken into account by making division of load dependent upon execution of the parts as they are being executed.

Does incur an additional overhead during execution, but it is much more effective than static load balancing

6

Slides for Parallel Programming Techniques & Applications Using Networked Workstations & Parallel Computers 2nd ed., by B. Wilkinson & M. Allen, © 2004 Pearson Education Inc. All rights reserved.

Processes and Processors

Computation will be divided into *work* or *tasks* to be performed, and **processes** perform these tasks. **Processes** are mapped onto **processors**.

Since our objective is to keep the processors busy, we are interested in the activity of the processors.

However, often map a single process onto each processor, so will use the terms *process* and *processor* somewhat interchangeably.

7

Slides for Parallel Programming Techniques & Applications Using Networked Workstations & Parallel Computers 2nd ed., by B. Wilkinson & M. Allen, © 2004 Pearson Education Inc. All rights reserved.

Dynamic Load Balancing

Can be classified as:

- **Centralized**
- **Decentralized**

8

Slides for Parallel Programming Techniques & Applications Using Networked Workstations & Parallel Computers 2nd ed., by B. Wilkinson & M. Allen, © 2004 Pearson Education Inc. All rights reserved.

Centralized dynamic load balancing

Tasks handed out from a centralized location.
Master-slave structure.

9

Slides for Parallel Programming Techniques & Applications Using Networked Workstations & Parallel Computers 2nd ed., by B. Wilkinson & M. Allen, © 2004 Pearson Education Inc. All rights reserved.

Decentralized dynamic load balancing

Tasks are passed between arbitrary processes.

A collection of worker processes operate upon the problem and interact among themselves, finally reporting to a single process.

A worker process may receive tasks from other worker processes and may send tasks to other worker processes (to complete or pass on at their discretion).

10

Slides for Parallel Programming Techniques & Applications Using Networked Workstations & Parallel Computers 2nd ed., by B. Wilkinson & M. Allen, © 2004 Pearson Education Inc. All rights reserved.

Centralized Dynamic Load Balancing

Master process(or) holds collection of tasks to be performed.

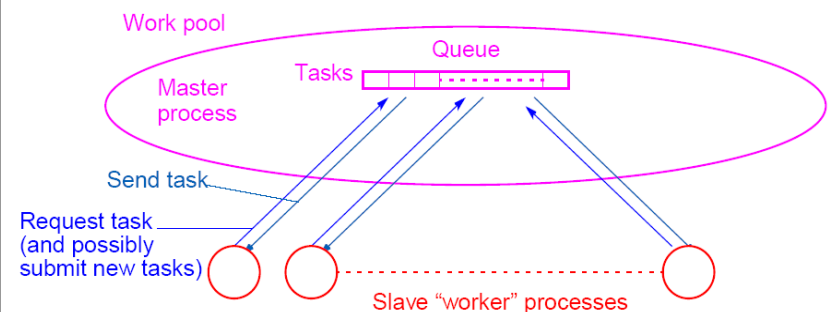
Tasks sent to slave processes. When a slave process completes one task, it requests another task from the master process.

Terms used : *work pool*, *replicated worker*, *processor farm*.

11

Slides for Parallel Programming Techniques & Applications Using Networked Workstations & Parallel Computers 2nd ed., by B. Wilkinson & M. Allen, © 2004 Pearson Education Inc. All rights reserved.

Centralized work pool



12

Slides for Parallel Programming Techniques & Applications Using Networked Workstations & Parallel Computers 2nd ed., by B. Wilkinson & M. Allen, © 2004 Pearson Education Inc. All rights reserved.

Termination

Computation terminates when:

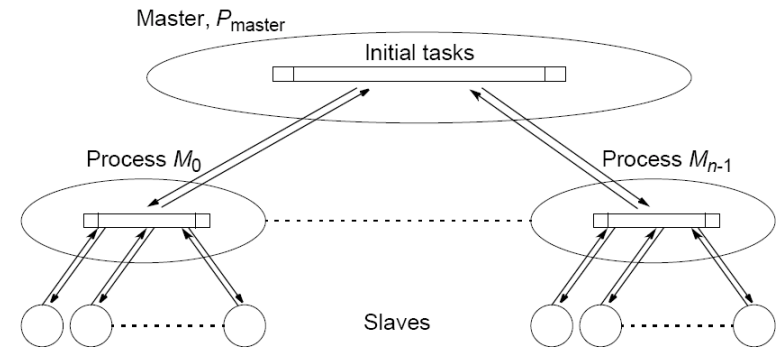
- The task queue is empty **and**
- Every process has made a request for another task without any new tasks being generated

Not sufficient to terminate when task queue empty if one or more processes are still running if a running process may provide new tasks for task queue.

13

Slides for Parallel Programming Techniques & Applications Using Networked Workstations & Parallel Computers 2nd ed., by B. Wilkinson & M. Allen, © 2004 Pearson Education Inc. All rights reserved.

Decentralized Dynamic Load Balancing Distributed Work Pool

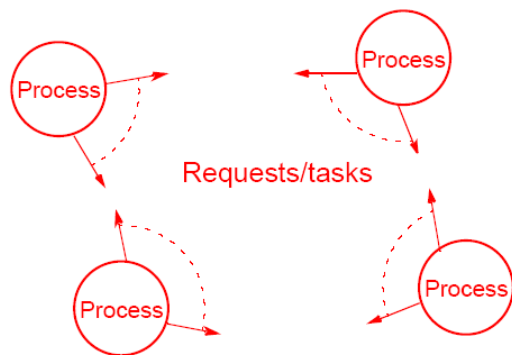


14

Slides for Parallel Programming Techniques & Applications Using Networked Workstations & Parallel Computers 2nd ed., by B. Wilkinson & M. Allen, © 2004 Pearson Education Inc. All rights reserved.

Fully Distributed Work Pool

Processes to execute tasks from each other



15

Slides for Parallel Programming Techniques & Applications Using Networked Workstations & Parallel Computers 2nd ed., by B. Wilkinson & M. Allen, © 2004 Pearson Education Inc. All rights reserved.

Task Transfer Mechanisms

Receiver-Initiated Method

A process requests tasks from other processes it selects.

Typically, a process would request tasks from other processes when it has few or no tasks to perform.

Method has been shown to work well at high system load.
Unfortunately, it can be expensive to determine process loads.

16

Slides for Parallel Programming Techniques & Applications Using Networked Workstations & Parallel Computers 2nd ed., by B. Wilkinson & M. Allen, © 2004 Pearson Education Inc. All rights reserved.

Sender-Initiated Method

A process sends tasks to other processes it selects.

Typically, a process with a heavy load passes out some of its tasks to others that are willing to accept them.

Method has been shown to work well for light overall system loads.

17

Slides for Parallel Programming Techniques & Applications Using Networked Workstations & Parallel Computers 2nd ed., by B. Wilkinson & M. Allen, © 2004 Pearson Education Inc. All rights reserved.

Another option is to have a mixture of methods.

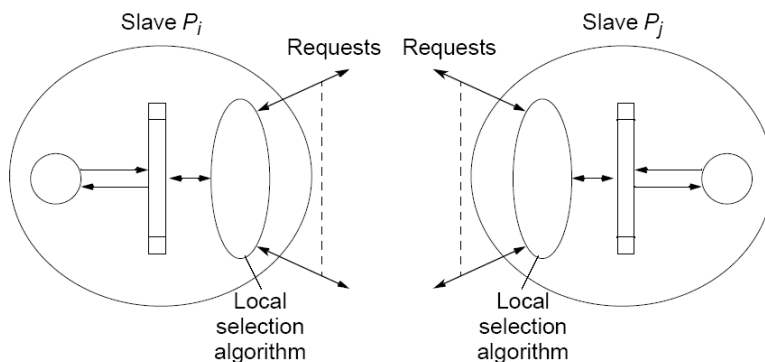
Unfortunately, it can be expensive to determine process loads.

In very heavy system loads, load balancing can also be difficult to achieve because of the lack of available processes.

18

Slides for Parallel Programming Techniques & Applications Using Networked Workstations & Parallel Computers 2nd ed., by B. Wilkinson & M. Allen, © 2004 Pearson Education Inc. All rights reserved.

Decentralized selection algorithm requesting tasks between slaves



19

Slides for Parallel Programming Techniques & Applications Using Networked Workstations & Parallel Computers 2nd ed., by B. Wilkinson & M. Allen, © 2004 Pearson Education Inc. All rights reserved.

Process Selection

Algorithms for selecting a process:

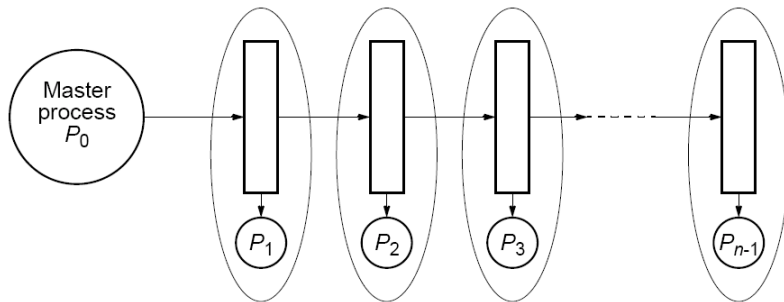
Round robin algorithm – process P_i requests tasks from process P_x , where x is given by a counter that is incremented after each request, using modulo n arithmetic (n processes), excluding $x = i$.

Random polling algorithm – process P_i requests tasks from process P_x , where x is a number that is selected randomly between 0 and $n - 1$ (excluding i).

20

Slides for Parallel Programming Techniques & Applications Using Networked Workstations & Parallel Computers 2nd ed., by B. Wilkinson & M. Allen, © 2004 Pearson Education Inc. All rights reserved.

Load Balancing Using a Line Structure



21

Slides for Parallel Programming Techniques & Applications Using Networked Workstations & Parallel Computers 2nd ed., by B. Wilkinson & M. Allen, © 2004 Pearson Education Inc. All rights reserved.

Master process (P_0) feeds queue with tasks at one end, and tasks are shifted down queue.

When a process, P_i ($1 \leq i < n$), detects a task at its input from queue and process is idle, it takes task from queue.

Then tasks to left shuffle down queue so that space held by task is filled. A new task is inserted into the left side end of queue.

Eventually, all processes have a task and queue filled with new tasks. High-priority or larger tasks could be placed in queue first.

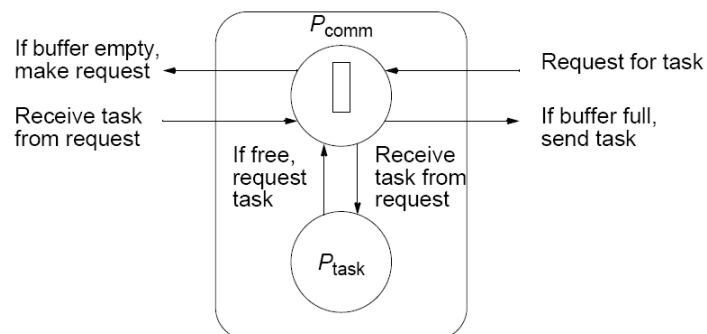
22

Slides for Parallel Programming Techniques & Applications Using Networked Workstations & Parallel Computers 2nd ed., by B. Wilkinson & M. Allen, © 2004 Pearson Education Inc. All rights reserved.

Shifting Actions

Could be orchestrated by using messages between adjacent processes:

- For left and right communication
- For the current task



23

Slides for Parallel Programming Techniques & Applications Using Networked Workstations & Parallel Computers 2nd ed., by B. Wilkinson & M. Allen, © 2004 Pearson Education Inc. All rights reserved.

Code Using Time Sharing Between Communication and Computation

Master process (P_0)

```
for (i = 0; i < no_tasks; i++) {
    rcv(P1, request_tag); /* request for task */
    send(&task, Pi, task_tag); /* send tasks into queue */
}
rcv(P1, request_tag); /* request for task */
send(&empty, Pi, task_tag); /* end of tasks */
```

24

Slides for Parallel Programming Techniques & Applications Using Networked Workstations & Parallel Computers 2nd ed., by B. Wilkinson & M. Allen, © 2004 Pearson Education Inc. All rights reserved.

Process P_i ($1 < i < n$)

Think of this code embedded in a loop that is executed until the program terminates

```
if (buffer == empty) {
    send(Pi-1, request_tag); /* request new task */
    recv(&buffer, Pi-1, task_tag) /* task from left proc */
}
if ((buffer == full) && (!busy)) { /* get next task */
    task = buffer; /* get task */
    buffer = empty; /* set buffer empty */
    busy = TRUE; /* set process busy */
}
nrecv(Pi+1, request_tag, request); /* check msg from right */
if (request && (buffer == full)) {
    send(&buffer, Pi+1); /* shift task forward */
    buffer = empty;
}
if (busy) { /* continue on current task */
    Do some work on task.
    If task finished, set busy to false.
}
```

Nonblocking `nrecv()` necessary to check for a request being received from right.

25

Slides for Parallel Programming Techniques & Applications Using Networked Workstations & Parallel Computers 2nd ed., by B. Wilkinson & M. Allen, © 2004 Pearson Education Inc. All rights reserved.

Nonblocking Receive Routines MPI

Nonblocking receive, `MPI_Irecv()`, returns a request “handle,” which is used in subsequent completion routines to wait for the message or to establish whether message has actually been received at that point (`MPI_Wait()` and `MPI_Test()`, respectively).

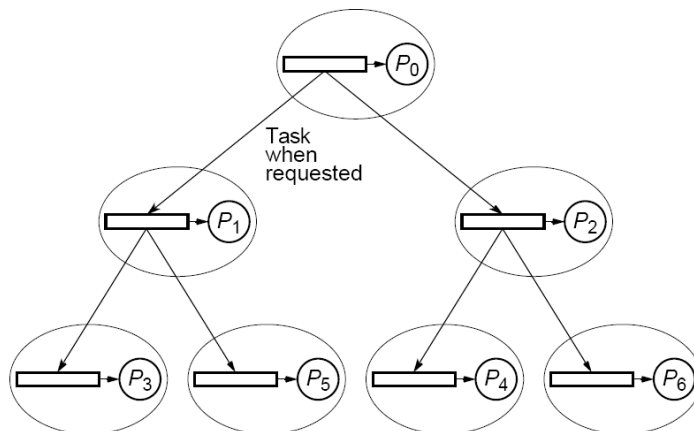
In effect, nonblocking receive, `MPI_Irecv()`, posts a request for message and returns immediately.

26

Slides for Parallel Programming Techniques & Applications Using Networked Workstations & Parallel Computers 2nd ed., by B. Wilkinson & M. Allen, © 2004 Pearson Education Inc. All rights reserved.

Load balancing using a tree

Tasks passed from node into one of the two nodes below it when node buffer empty.



27

Slides for Parallel Programming Techniques & Applications Using Networked Workstations & Parallel Computers 2nd ed., by B. Wilkinson & M. Allen, © 2004 Pearson Education Inc. All rights reserved.

Distributed Termination Detection Algorithms Termination Conditions

At time t requires the following conditions to be satisfied:

- Application-specific local termination conditions exist throughout the collection of processes, at time t .
- There are no messages in transit between processes at time t .

Subtle difference between these termination conditions and those given for a centralized load-balancing system is having to take into account messages in transit.

Second condition necessary because a message in transit might restart a terminated process. More difficult to recognize. Time for messages to travel between processes not known in advance.

28

Slides for Parallel Programming Techniques & Applications Using Networked Workstations & Parallel Computers 2nd ed., by B. Wilkinson & M. Allen, © 2004 Pearson Education Inc. All rights reserved.

Very general distributed termination algorithm

Each process in one of two states:

1. Inactive - without any task to perform

2. Active

The process that initially sends the task to make another process enter the active state becomes its “parent.”

29

Slides for Parallel Programming Techniques & Applications Using Networked Workstations & Parallel Computers 2nd ed., by B. Wilkinson & M. Allen, © 2004 Pearson Education Inc. All rights reserved.

When a process receives a task, it immediately sends an acknowledgment message, **except if the process it receives the task from is its parent process**. It only sends an acknowledgment message to its parent when it is ready to become inactive, i.e. when

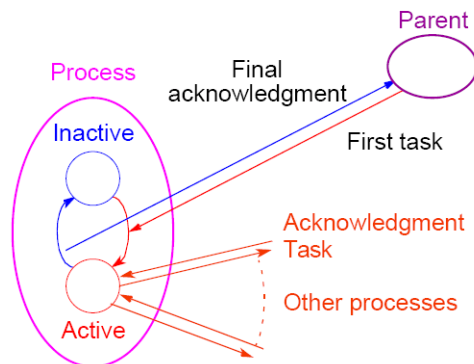
- Its local termination condition exists (all tasks are completed), *and*
- It has transmitted all its acknowledgments for tasks it has received, *and*
- It has received all its acknowledgments for tasks it has sent out.

A process must become inactive before its parent process. When first process becomes idle, the computation can terminate.

30

Slides for Parallel Programming Techniques & Applications Using Networked Workstations & Parallel Computers 2nd ed., by B. Wilkinson & M. Allen, © 2004 Pearson Education Inc. All rights reserved.

Termination using message acknowledgments



Other termination algorithms in textbook.

31

Slides for Parallel Programming Techniques & Applications Using Networked Workstations & Parallel Computers 2nd ed., by B. Wilkinson & M. Allen, © 2004 Pearson Education Inc. All rights reserved.

Ring Termination Algorithms Single-pass ring termination algorithm

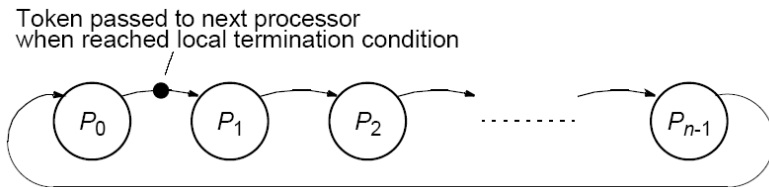
1. When P_0 terminated, it generates token passed to P_1 .
2. When P_i ($1 \leq i < n$) receives token and has already terminated, it passes token onward to P_{i+1} . Otherwise, it waits for its local termination condition and then passes token onward. P_{n-1} passes token to P_0 .
3. When P_0 receives a token, it knows that all processes in the ring have terminated. A message can then be sent to all processes informing them of global termination, if necessary.

Algorithm assumes that a process cannot be reactivated after reaching its local termination condition. Does not apply to work pool problems in which a process can pass a new task to an idle process

32

Slides for Parallel Programming Techniques & Applications Using Networked Workstations & Parallel Computers 2nd ed., by B. Wilkinson & M. Allen, © 2004 Pearson Education Inc. All rights reserved.

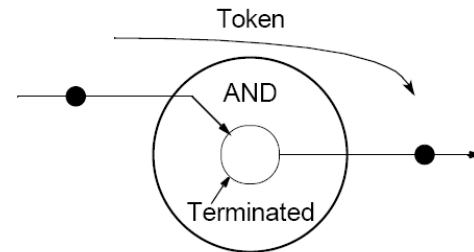
Ring termination detection algorithm



33

Slides for Parallel Programming Techniques & Applications Using Networked Workstations & Parallel Computers 2nd ed., by B. Wilkinson & M. Allen, © 2004 Pearson Education Inc. All rights reserved.

Process algorithm for local termination



34

Slides for Parallel Programming Techniques & Applications Using Networked Workstations & Parallel Computers 2nd ed., by B. Wilkinson & M. Allen, © 2004 Pearson Education Inc. All rights reserved.

Dual-Pass Ring Termination Algorithm

Can handle processes being reactivated but requires two passes around the ring.

Reason for reactivation is for process P_i , to pass a task to P_j where $j < i$ and after a token has passed P_j . If this occurs, the token must recirculate through the ring a second time.

To differentiate circumstances, tokens colored white or black. Processes are also colored white or black.

Receiving a black token means that global termination may not have occurred and token must be recirculated around ring again.

35

Slides for Parallel Programming Techniques & Applications Using Networked Workstations & Parallel Computers 2nd ed., by B. Wilkinson & M. Allen, © 2004 Pearson Education Inc. All rights reserved.

Algorithm is as follows, again starting at P_0 :

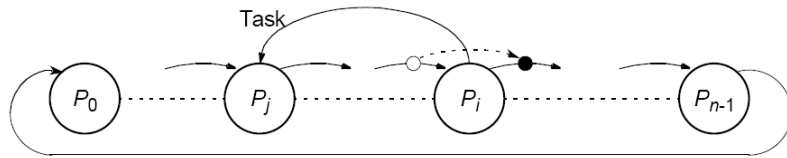
1. P_0 becomes white when terminated and generates white token to P_1 .
2. Token passed from one process to next when each process terminated, but color of token may be changed. If P_i passes a task to P_j where $j < i$ (before this process in the ring), it becomes a *black process*; otherwise it is a *white process*. A black process will color token black and pass it on. A white process will pass on token in its original color (either black or white). After P_i passed on a token, it becomes a white process. P_{n-1} passes token to P_0 .
3. When P_0 receives a black token, it passes on a white token; if it receives a white token, all processes have terminated.

In both ring algorithms, P_0 becomes central point for global termination. Assumes acknowledge signal generated to each request.

36

Slides for Parallel Programming Techniques & Applications Using Networked Workstations & Parallel Computers 2nd ed., by B. Wilkinson & M. Allen, © 2004 Pearson Education Inc. All rights reserved.

Passing task to previous processes

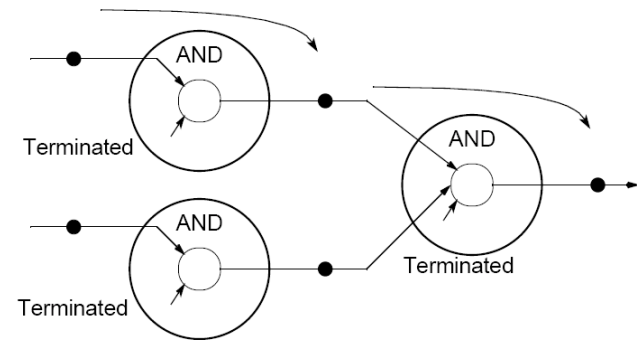


37

Slides for Parallel Programming Techniques & Applications Using Networked Workstations & Parallel Computers 2nd ed., by B. Wilkinson & M. Allen, © 2004 Pearson Education Inc. All rights reserved.

Tree Algorithm

Local actions described can be applied to various structures, notably a tree structure, to indicate that processes up to that point have terminated.



38

Slides for Parallel Programming Techniques & Applications Using Networked Workstations & Parallel Computers 2nd ed., by B. Wilkinson & M. Allen, © 2004 Pearson Education Inc. All rights reserved.

Fixed Energy Distributed Termination Algorithm

A fixed quantity within system, colorfully termed “energy.”

- System starts with all energy being held by the root process.
- Root process passes out portions of energy with tasks to processes making requests for tasks.
- If these processes receive requests for tasks, energy divided further and passed to these processes.
- When a process becomes idle, it passes energy it holds back before requesting a new task.
- A process will not hand back its energy until all energy it handed out returned and combined to total energy held.
- When all energy returned to root and root becomes idle, all processes must be idle and computation can terminate.

39

Slides for Parallel Programming Techniques & Applications Using Networked Workstations & Parallel Computers 2nd ed., by B. Wilkinson & M. Allen, © 2004 Pearson Education Inc. All rights reserved.

Fixed Energy Distributed Termination Algorithm

Significant disadvantage - dividing energy will be of finite precision and adding partial energies may not equate to original energy.

In addition, can only divide energy so far before it becomes essentially zero.

40

Slides for Parallel Programming Techniques & Applications Using Networked Workstations & Parallel Computers 2nd ed., by B. Wilkinson & M. Allen, © 2004 Pearson Education Inc. All rights reserved.

Load balancing/termination detection

Example Shortest Path Problem

Finding the shortest distance between two points on a graph.
It can be stated as follows:

Given a set of interconnected nodes where the links between the nodes are marked with “weights,” find the path from one specific node to another specific node that has the smallest accumulated weights.

41

Slides for Parallel Programming Techniques & Applications Using Networked Workstations & Parallel Computers 2nd ed., by B. Wilkinson & M. Allen, © 2004 Pearson Education Inc. All rights reserved.

The interconnected nodes can be described by a *graph*.

The nodes are called *vertices*, and the links are called *edges*.

If the edges have implied directions (that is, an edge can only be traversed in one direction, the graph is a *directed graph*.

42

Slides for Parallel Programming Techniques & Applications Using Networked Workstations & Parallel Computers 2nd ed., by B. Wilkinson & M. Allen, © 2004 Pearson Education Inc. All rights reserved.

Graph used to find solution to many different problems; eg:

1. Shortest distance between two towns or other points on a map, where the weights represent distance
2. Quickest route to travel, where weights represent time (quickest route may not be shortest route if different modes of travel available; for example, flying to certain towns)
3. Least expensive way to travel by air, where weights represent cost of flights between cities (the vertices)
4. Best way to climb a mountain given a terrain map with contours
5. Best route through a computer network for minimum message delay (vertices represent computers, and weights represent delay between two computers)
6. Most efficient manufacturing system, where weights represent hours of work

43

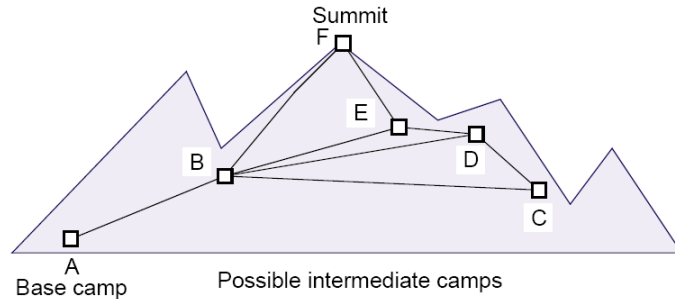
Slides for Parallel Programming Techniques & Applications Using Networked Workstations & Parallel Computers 2nd ed., by B. Wilkinson & M. Allen, © 2004 Pearson Education Inc. All rights reserved.

“The best way to climb a mountain” will be used as an example.

44

Slides for Parallel Programming Techniques & Applications Using Networked Workstations & Parallel Computers 2nd ed., by B. Wilkinson & M. Allen, © 2004 Pearson Education Inc. All rights reserved.

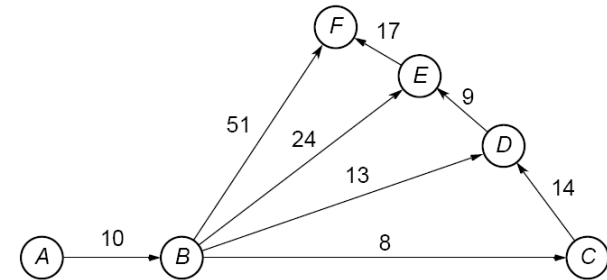
Example: The Best Way to Climb a Mountain



45

Slides for Parallel Programming Techniques & Applications Using Networked Workstations & Parallel Computers 2nd ed., by B. Wilkinson & M. Allen, © 2004 Pearson Education Inc. All rights reserved.

Graph of mountain climb



Weights in graph indicate amount of effort that would be expended in traversing the route between two connected camp sites.

The effort in one direction may be different from the effort in the opposite direction (downhill instead of uphill!). (*directed graph*)

46

Slides for Parallel Programming Techniques & Applications Using Networked Workstations & Parallel Computers 2nd ed., by B. Wilkinson & M. Allen, © 2004 Pearson Education Inc. All rights reserved.

Graph Representation

Two basic ways that a graph can be represented in a program:

1. **Adjacency matrix** — a two-dimensional array, a , in which $a[i][j]$ holds the weight associated with the edge between vertex i and vertex j if one exists
2. **Adjacency list** — for each vertex, a list of vertices directly connected to the vertex by an edge and the corresponding weights associated with the edges

Adjacency matrix used for dense graphs. Adjacency list used for sparse graphs.

Difference based upon space (storage) requirements. Accessing the adjacency list is slower than accessing the adjacency matrix.

47

Slides for Parallel Programming Techniques & Applications Using Networked Workstations & Parallel Computers 2nd ed., by B. Wilkinson & M. Allen, © 2004 Pearson Education Inc. All rights reserved.

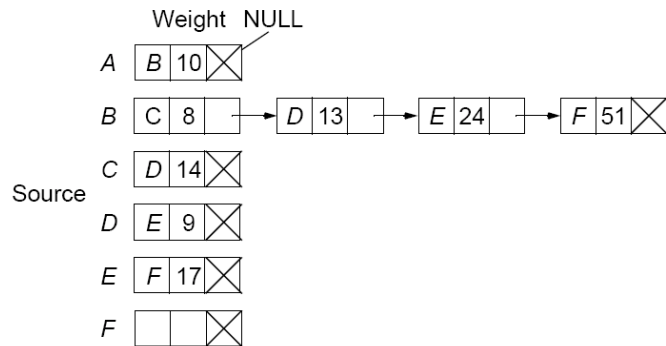
Representing the graph

| | Destination | | | | | |
|---|-------------|----|---|----|----|----|
| | A | B | C | D | E | F |
| A | • | 10 | • | • | • | • |
| B | • | • | 8 | 13 | 24 | 51 |
| C | • | • | • | 14 | • | • |
| D | • | • | • | • | 9 | • |
| E | • | • | • | • | • | 17 |
| F | • | • | • | • | • | • |

(a) Adjacency matrix

48

Slides for Parallel Programming Techniques & Applications Using Networked Workstations & Parallel Computers 2nd ed., by B. Wilkinson & M. Allen, © 2004 Pearson Education Inc. All rights reserved.



(b) Adjacency list

Searching a Graph

Two well-known single-source shortest-path algorithms:

- Moore's single-source shortest-path algorithm (Moore, 1957)
- Dijkstra's single-source shortest-path algorithm (Dijkstra, 1959)

which are similar.

Moore's algorithm is chosen because it is more amenable to parallel implementation although it may do more work. The weights must all be positive values for the algorithm to work.

Moore's Algorithm

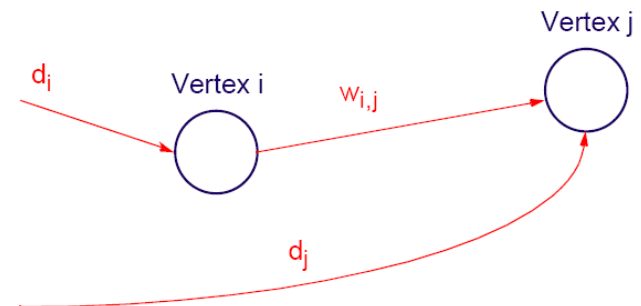
Starting with the source vertex, the basic algorithm implemented when vertex i is being considered as follows.

Find the distance to vertex j through vertex i and compare with the current minimum distance to vertex j .

Change the minimum distance if the distance through vertex i is shorter. If d_i is the current minimum distance from source vertex to vertex i and $w_{i,j}$ is weight of edge from vertex i to vertex j :

$$d_j = \min(d_j, d_i + w_{i,j})$$

Moore's Shortest-path Algorithm



Data Structures

First-in-first-out vertex queue created to hold a list of vertices to examine. Initially, only source vertex is in queue.

Current shortest distance from source vertex to vertex i stored in array **dist[i]**. At first, none of these distances known and array elements are initialized to infinity.

53

Slides for Parallel Programming Techniques & Applications Using Networked Workstations & Parallel Computers 2nd ed., by B. Wilkinson & M. Allen, © 2004 Pearson Education Inc. All rights reserved.

Code

Suppose $w[i][j]$ holds the weight of the edge from vertex i and vertex j (infinity if no edge). The code could be of the form

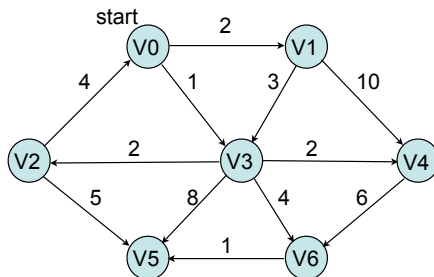
```
newdist_j = dist[i] + w[i][j];
if (newdist_j < dist[j]) dist[j] = newdist_j;
```

When a shorter distance is found to vertex j , vertex j is added to the queue (if not already in the queue), which will cause vertex j to be examined again - **Important aspect of this algorithm, which is not present in Dijkstra's algorithm.**

54

Slides for Parallel Programming Techniques & Applications Using Networked Workstations & Parallel Computers 2nd ed., by B. Wilkinson & M. Allen, © 2004 Pearson Education Inc. All rights reserved.

Alternative Example (in class)



55

Slides for Parallel Programming Techniques & Applications Using Networked Workstations & Parallel Computers 2nd ed., by B. Wilkinson & M. Allen, © 2004 Pearson Education Inc. All rights reserved.

Stages in Searching a Graph Example

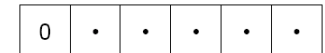
The initial values of the two key data structures are

Vertices to consider



vertex_queue

Current minimum distances



vertex A B C D E F

dist[]

56

Slides for Parallel Programming Techniques & Applications Using Networked Workstations & Parallel Computers 2nd ed., by B. Wilkinson & M. Allen, © 2004 Pearson Education Inc. All rights reserved.

After examining A to



57

After examining B to F, E, D, and C::



58

After examining E to F



59

After examining D to E:



60

Slave (process i)

```
send(Pmaster);          /* send request for task */
recv(&v, Pmaster, tag); /* get vertex number */
if (tag != termination_tag) {
  recv(&dist, &n, Pmaster); /* and dist array */
  for (j = 1; j < n; j++) /* get next edge */
    if (w[v][j] != infinity) /* if an edge */
      newdist_j = dist[v] + w[v][j];
      if (newdist_j < dist[j]) {
        dist[j] = newdist_j;
        send(&j, &dist[j], Pmaster); /* add vertex to queue */
        /* send updated distance */
      }
}
}
```

65

Slides for Parallel Programming Techniques & Applications Using Networked Workstations & Parallel Computers 2nd ed., by B. Wilkinson & M. Allen, © 2004 Pearson Education Inc. All rights reserved.

Decentralized Work Pool

Convenient approach is to assign slave process i to search around vertex i only and for it to have the vertex queue entry for vertex i if this exists in the queue.

The array `dist[]` distributed among processes so that process i maintains current minimum distance to vertex i .

Process also stores adjacency matrix/list for vertex i , for the purpose of identifying the edges from vertex i .

66

Slides for Parallel Programming Techniques & Applications Using Networked Workstations & Parallel Computers 2nd ed., by B. Wilkinson & M. Allen, © 2004 Pearson Education Inc. All rights reserved.

Search Algorithm

Vertex A is the first vertex to search. The process assigned to vertex A is activated.

This process will search around its vertex to find distances to connected vertices.

Distance to process j will be sent to process j for it to compare with its currently stored value and replace if the currently stored value is larger.

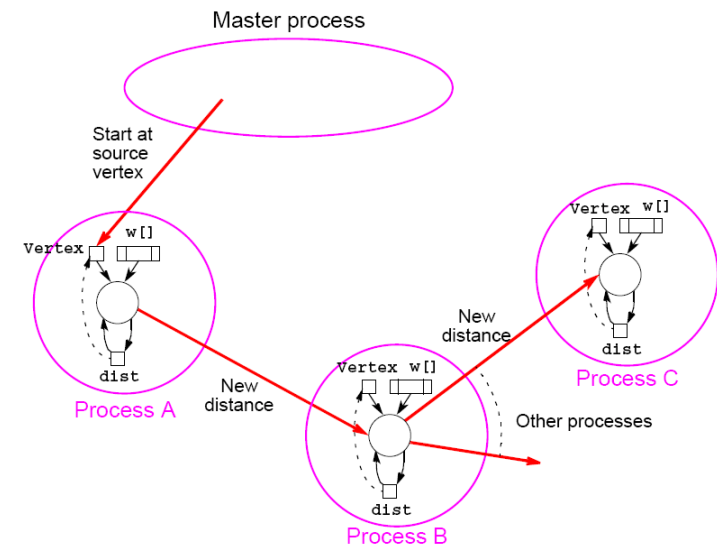
In this fashion, all minimum distances will be updated during the search.

If the contents of `d[i]` changes, process i will be reactivated to search again.

67

Slides for Parallel Programming Techniques & Applications Using Networked Workstations & Parallel Computers 2nd ed., by B. Wilkinson & M. Allen, © 2004 Pearson Education Inc. All rights reserved.

Distributed graph search



68

Slides for Parallel Programming Techniques & Applications Using Networked Workstations & Parallel Computers 2nd ed., by B. Wilkinson & M. Allen, © 2004 Pearson Education Inc. All rights reserved.

Slave (process i)

```
recv(newdist, PANY);
if (newdist < dist) {
    dist = newdist;
    vertex_queue = TRUE;      /* add to queue */
} else vertex_queue == FALSE;
if (vertex_queue == TRUE) /*start searching around vertex*/
for (j = 1; j < n; j++) /* get next edge */
    if (w[j] != infinity) {
        d = dist + w[j];
        send(&d, Pj);      /* send distance to proc j */
    }
}
```

69

Slides for Parallel Programming Techniques & Applications Using Networked Workstations & Parallel Computers 2nd ed., by B. Wilkinson & M. Allen, © 2004 Pearson Education Inc. All rights reserved.

Simplified slave (process i)

```
recv(newdist, PANY);
if (newdist < dist)
    dist = newdist;      /* start searching around vertex */
for (j = 1; j < n; j++) /* get next edge */
    if (w[j] != infinity) {
        d = dist + w[j];
        send(&d, Pj);      /* send distance to proc j */
    }
}
```

70

Slides for Parallel Programming Techniques & Applications Using Networked Workstations & Parallel Computers 2nd ed., by B. Wilkinson & M. Allen, © 2004 Pearson Education Inc. All rights reserved.

Mechanism necessary to repeat actions and terminate when all processes idle - must cope with messages in transit.

Simplest solution

Use synchronous message passing, in which a process cannot proceed until destination has received message.

Process only active after its vertex is placed on queue. Possible for many processes to be inactive, leading to an inefficient solution.

Impractical for a large graph if one vertex is allocated to each processor. Group of vertices could be allocated to each processor.

71

Slides for Parallel Programming Techniques & Applications Using Networked Workstations & Parallel Computers 2nd ed., by B. Wilkinson & M. Allen, © 2004 Pearson Education Inc. All rights reserved.